

TWIGS

The Garden Club of Greater Lansing



Member of: Michigan Garden Clubs Inc. District 2B, National Garden Club Central Region, National Garden Club Inc.

President's Message

This summer is flying by. The hot humid weather kept me inside. It zaps me, makes me tired and I find it difficult to spend anytime outside doing anything for more than 5 minutes. The cool weather without any humidity is what I wish summer would be like. You know the 70s–80s, a little breeze, billowy clouds. That is the summer of my dreams. Rain in the wee hours before sunrise so you wake up to a fresh day. Fortunately, we have had a few stretches of this type of weather. Ok someone pinch me.

The gardening teams have been very busy fighting weeds. They grow even when other plants look limp in the hot weather. Sherry is trying new ideas at the garden and so far, success. The new statue is in at Scott and the old one has been removed. The watering situation has been a harrowing experience but has been remedied. If any of our new members are interested in Scott Garden or Blue Star talk to the leaders—Sherry and Sue.

The GM team is getting geared up. They held a pick and bow making workshop. I am sure another is in the works. It will give our newest members an opportunity to learn more about the greens making projects for November.

Coming this fall is our District meeting. Be sure to sign up at the September meeting. We must have payment at that time. Look for the details later in the newsletter under *District/Regional News*.



Summer Tea at Deb's

Summer Tea

Deb Johnston and her wonderful team of friends put together a fantastic summer tea. So many helpful hands who helped to create space within Deb's yard for a gathering. This was a great time to mix and mingle.

A big shout out to everyone who supported the musician. We had a nice sound to accompany our relaxing time with everyone. **Thanks folks.**

Many people brought food for our tea. Each morsel just as good as the next. You could find something to munch on while visiting and meeting our new members who were in attendance. It was a great time

for our new members to come and enjoy this very informal get together. It gave everyone an opportunity to learn about each other, club business, activities and just savor the moment. Deb, your yard looked great. I know it is under transformation with trees down and limbed up. You did a great job prepping for a grateful crowd. **Thank you so very much!**



Along the fence in Deb's yard

Program Yearbook Member Updates

The book is completed. When you review the information and see a typo please let Joan and Ronalee know. They will start the process of corrections for next year's printing.

Board Meeting

Our next board meeting is Monday, August 26, at 9:30am at the church.

Club Meeting

Our next club meeting is Monday, September 9 at 5pm at the church.

February Program

The card and bookmark design program calls for small flowers, petals and leaves. Coralbells, verbena, queen anne's lace, ferns, bachelor button can be used. Pick when no dew is on the plant. Further directions will follow in January. Press between paper and heavy books. Don't use paper towel or newspaper.

-Reba Torongo


Regional / District Information

Fall District 2B

It is exciting to attend our Fall District 2B event. Please mark your calendar for Tuesday October 22, 8am-4pm. The Mason Sycamore Creek Club is our host. The theme is **Goodnight Garden.**

The committee has been hard at work. Plan for a whole day of fun and socializing. The building is located at the Ingham County Fairgrounds, on (M36) W Michigan, next to the County Park.

Cost is \$30.00 per person. If you know you would like to attend now, please register by sending a check to our treasurer, John McCarthy. Be sure to include a note as to what you are paying for. We will also register in September at our meeting. Final information must be received and sent by September 15th. If you are registering at our September meeting you **MUST** pay at that time. Bring your checkbook or cash.



For the District meeting we are creating a basket. At this time we have a few items: teapot, tea, beehive and possibly some seeds. I am looking for someone to finish the basket. You will collect items and put into basket. Joan is looking for the clear wrap. We also are in need of a LARGE basket. Looking for honey to go with the beehive, maybe tea towels, or other nice items. Look and see what you have that might fit into the basket.

Landscape Design School

Course 2 is planned and we are now taking enrollment. Please use the following link to register for the class: migardenclubs.org

The final meetings for Course 2 are underway. This should be another fun 2 days of education. The team is starting on the logistics of Courses 3 and 4 which takes place in 2025.

Upcoming Flower Show


September 21 YesterYear—Meridian Garden Club—you have time to add horticulture for the show. It is a one-day event. Think about getting involved. Also visit the show as Ann Schoals is chairing our upcoming show in 2026. This is a way for you to learn about flower shows.

<https://meridiangardenclub.weebly.com>

Horticulture

This has been a summer of the Good, the Bad and the Ugly!!! At least 10 years ago I planted a couple of Ostrich Ferns on a back corner of my perennial garden. Each year they provided tall, graceful foliage and texture as a background for numerous lower plants. For whatever reason (perhaps early spring heat, lots of rain) this summer those lovely plants have become the worst weed in my garden. They have spread far and wide, crowding out other plants and filling in spaces where they were never expected to grow. We have spent hours removing them, only to find more plants the next day. As I write this, I can see additional starts of Ostrich Ferns that need to be taken out before they encroach further. Sometimes the good can become bad almost overnight.

This summer has also brought out the best for my newest favorite plant, *Crocoshmia*, a member of the Iris family. My cultivar is "Lucifer" which has bright red flowers. Other *Crocoshmia* cultivars produce flowers that are orange



PMGC Conference

Plans are underway for next year conference. We will be heading to Holland. The team is already fast at work making plans for a fun event.

Have you ever been to the Philadelphia Garden Show? Would you like to go? A trip is being planned for February 27–March 3, 2025. Details call 989-423-0524 ext 1, or email tours@jagmotorcoaches.com

Opossum News

Click on the link to find out more about these valuable night time roamers.

https://nextdoor.com/p/cFgdkDR-ydfj?utm_source=share&extras=MjQ2Nzc4Mjg%3D&utm_campaign=1719610600219

New Members

Welcome to our first meeting of the season. Some of you were able to make the Tea, which was great. I want to encourage you to review your *Yearbook* and bring any questions with you to our September meeting. I know we can provide answers. Think about what committee you would like to get involved in. You can pick more than one committee. Also look at the monthly meeting information and find a month you will be comfortable helping out with the food. Another set of hands will be welcomed.

Three important events are coming up. The first is the **Flower Show** sponsored by Meridian Garden Club and the Historical Society. You can get involved by submitting a piece of horticulture. You probably wonder what that means. It can be as simple as a leaf from a plant. You will need



Summertime Tea with a lively group at Deb's


or yellow. The leaves are tall thin spikes, stiff like iris, and approximately 3–4 feet tall. The blossoms grow on arched spikes from early summer to fall. Each flower spike can have 20 or more individual blooms that attract hummingbirds and other pollinators like magnets. Each plant has several flower spikes at the same time throughout the blooming season.

Crocoshia grow best in full sun, with moist (well drained) and humid conditions. No wonder my plants are growing so well this year. Lucifer can stay in the ground all winter. Some of the other Crocoshia cultivars need to be dug out and stored for the winter in Michigan.

Although it has relatively few problems with pests or diseases, Crocoshia can be affected with gladiolus rust, a fungus, that can be treated with a fungicide as needed. This is an easy plant to grow and requires very little attention, but it makes a spectacular show in the garden.

Each year our gardens bring us satisfaction as well as challenges and successes. Part of the fun of gardening is that there is always more to learn, more to discover and more to do.

—Barb Amundsen



You only need one leaf; example of horticulture

to have the proper Latin name but you will get help on that if you need help. It can be a small branch of a flowering fall shrub too. Talk with members who submit horticulture. Be sure to go out to the show and take a minute to browse through. You can also submit a picture. This is another simple way to expand your horizons and have fun, meet people and learn more about our district.

The next major event on the calendar is our **District 2B meeting**. This is convenient as it is being held in Mason. District meetings have a reputation for being fun—meeting people and talking about what everyone is doing. A number of us from our club will be in attendance. Give it some thought. If you are interested, we need to have payment at our September meeting. That information is earlier in the newsletter. You can talk to members in September about the meeting and make your decision then.

Sometime this fall we will be holding another **workshop** making decorations for our upcoming fall workshops and December sale. Please come to this as it will help you get a greater understanding of our Greens project and you will start to meet other members.

It looks like our club is growing some more. We have a returnee and another person has contacted Beth and me about coming to our September meeting.